



kamatz



STUDENT GUIDEBOOK

kamatZ

QUEST MAP



Part 1

All About
kamatz

PAGE 5

Part 2

kamatZ
Syllables

PAGE 25

Part 3

kamatZ
Words

PAGE 47

Part 4

Nouns,
Verbs &
Adjectives

PAGE 85



Part 5

Sentences

PAGE 107

What is ט?

The first letter is א. The first nikudah is ט. The first

letter-vowel combination is אטא. The first word

of the תנ"ך is אנכי^{1,2}, which starts with אט.



The אטא of אנכי³ includes all of the תנ"ך.

The תנ"ך includes all of the written ט. The written

ט includes all of the ספר⁴ written on the תורה⁵. When we

learn אטא, we are a זרע for all of תורה.


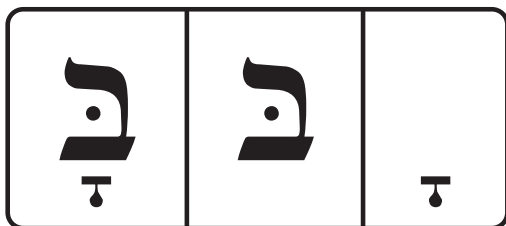
				
אֵלֶף alef	קָמָץ kamatz	קָמָץ אֵ אֹּ kamatz-alef-uh /ah	עֲשֶׂרֶת הַדְּבָרוֹת 10 commandments	אֲנֹכִי Anochi - I am
				
תּוֹרָה Torah	אֹּ uh /ah	סְפָרִים sefarim	נוֹטְעִים planting	זֶרַע seed



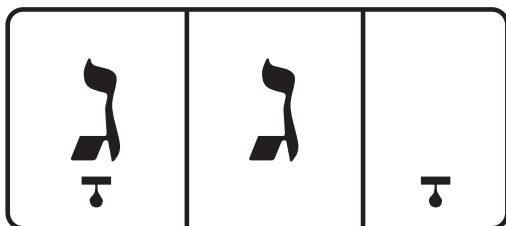
1: Yitro 20:2; 2: Rashi on Mishpatim 24:12; 3: Igrot Kodesh of Admur HaRayatz, vol. 7, pg. 146; 4: Panim Yafot (R. Pinchas Halevi Horowitz); 5: Talmud Yerushalmi Shekalim 6:1




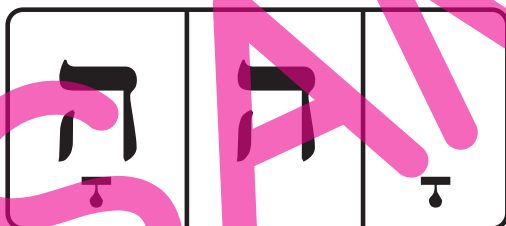
Blend the syllables in alphabetical order.




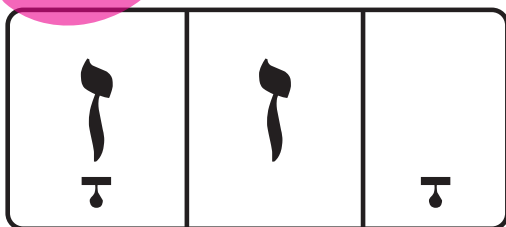
◀ 1




◀ 2



◀ 3



◀ 4







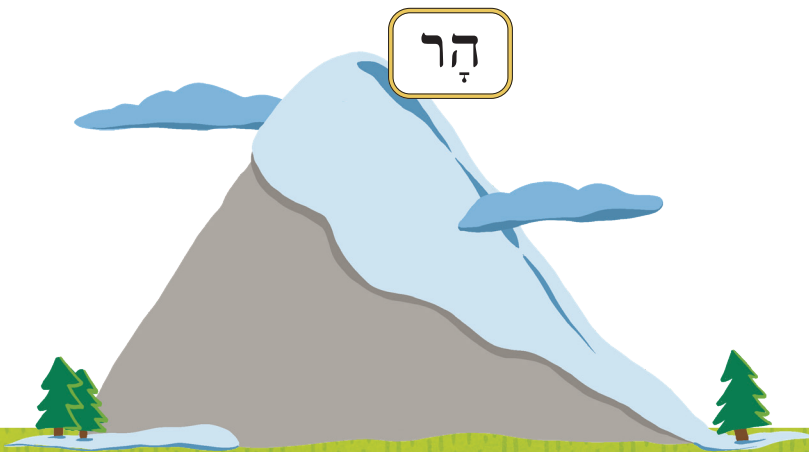
◀ 5

Step 1

BLENDING SYLLABLES

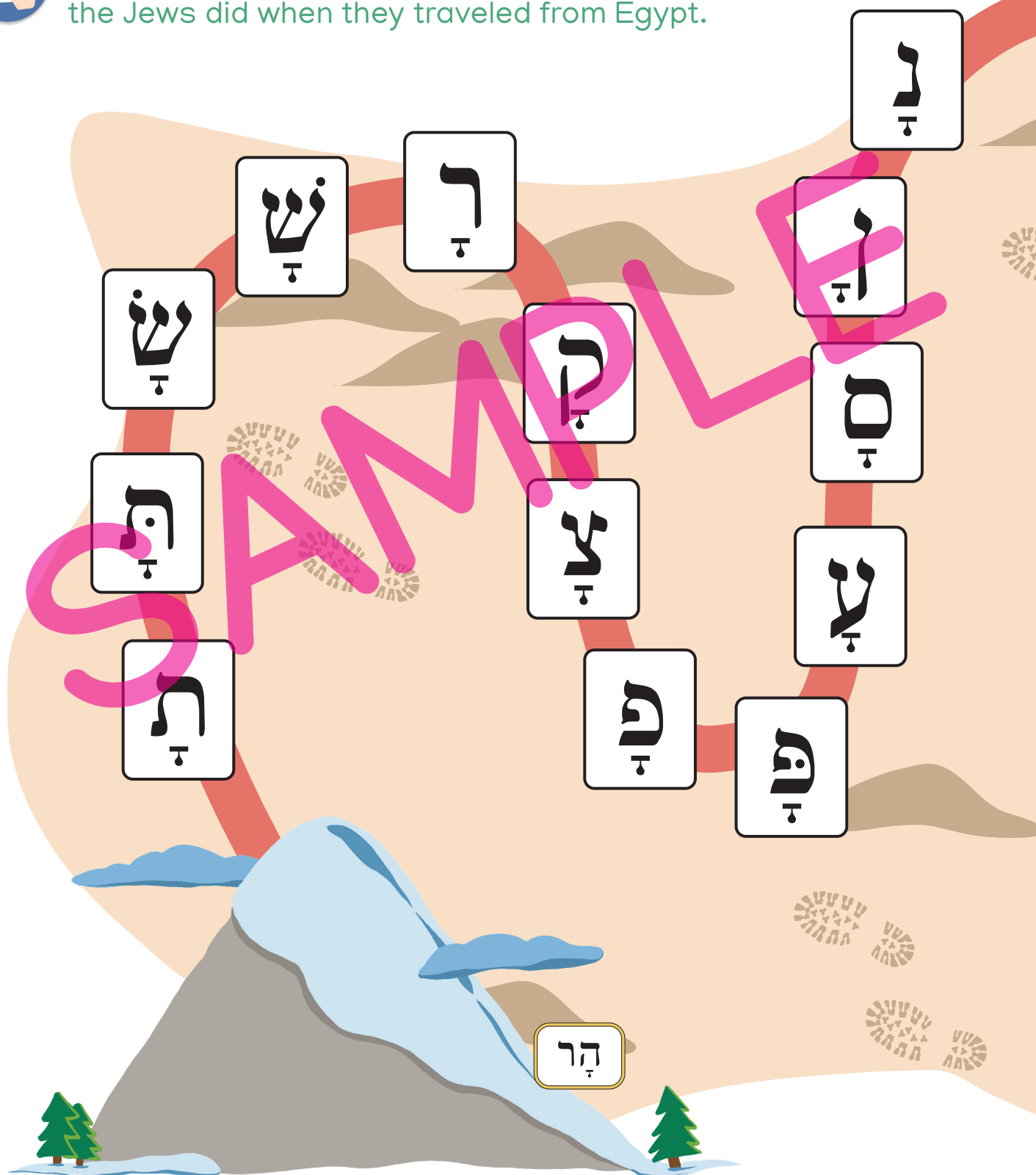
START HERE

3	2	1
Read the syllable	Say the letter name	Say the vowel name
		





Read the kamatz syllables to help Natan cross the desert to reach the mountain—like the Jews did when they traveled from Egypt.



START HERE



Torah Source

וַיַּחֲזֹק שָׁם יִשְׂרָאֵל נֶגֶד הָהָר:

—שְׁמוֹת יט,ב



[Bnei] Yisrael encamped there in front of the mountain.

—Shemot 19:2



Listen to the word and fill in the missing syllable.

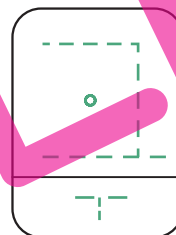



<p>רָה <input type="text"/></p>  <p>parah (cow)</p>	<p>תָּו <input type="text"/></p>  <p>Natan</p>
<p>רָה <input type="text"/></p>  <p>Sarah</p>	<p>וּ <input type="text"/></p>  <p>har (mountain)</p>
<p>בָּו <input type="text"/></p>  <p>lavan (white)</p>	<p>ם <input type="text"/></p>  <p>yam (sea)</p>
<p>נָה <input type="text"/></p>  <p>shannah (year)</p>	<p>הָר <input type="text"/></p>  <p>nahar (river)</p>
<p>הָב <input type="text"/></p>  <p>zahav (gold)</p>	<p>לָב <input type="text"/></p>  <p>chalav (milk)</p>

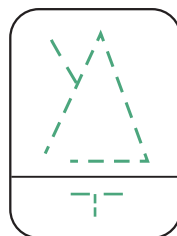
WRITING SYLLABLES

Listen to the word and fill in the missing syllable.


basar (meat)



mahn



LETTER BANK



NIKUDAH BANK



Part 3:

KAMATZ WORDS

Checkpoint!

Are you ready to move on? Use the cards in Set 3 to review. When you can read 28 out of 30 cards, you can move on to the next section! Each card needs to be read in 3 seconds or less in order to move forward.





You did it! You completed **Part 2**!
You are now ready for **Part 3**!

Step 6

CLOSED-SYLLABLE WORDS





In a closed-syllable word, the first letter has a nikudah and the second letter does not.

	3	2	1
	Read the word	Say the first sound of the letter name	Read the syllable
sea	 ים ים	ם ים	ים ים
hook	 ו ו	ו ו	ו ו

Read the closed-syllable words.



<p>father</p>  <p>אָב</p>	<p>אָב</p>	<p>1</p>
<p>bull</p>  <p>פֶּר</p>	<p>פֶּר</p>	<p>2</p>
<p>hand</p>  <p>יָד</p>	<p>יָד</p>	<p>3</p>
<p>mountain</p>  <p>הָר</p>	<p>הָר</p>	<p>4</p>
<p>sea</p>  <p>יָם</p>	<p>יָם</p>	<p>5</p>
<p>brother</p>  <p>אָח</p>	<p>אָח</p>	<p>6</p>



Listen to the word and fill in the missing letter.

<input type="text"/> par (bull)	<input type="text"/> dag (fish)
------------------------------------	------------------------------------

1

<input type="text"/> yad (hand)	<input type="text"/> har (mountain)
------------------------------------	--

2

<input type="text"/> yam (sea)	<input type="text"/> mahn
-----------------------------------	------------------------------

3

<input type="text"/> ratz (ran)	<input type="text"/> vav (hook)
------------------------------------	------------------------------------

4

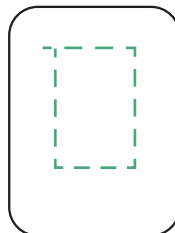
<input type="text"/> tzav (turtle)	<input type="text"/> ach (brother)
---------------------------------------	---------------------------------------

5


► Note the dagesh in the daled!

Listen to the word and fill in the missing letter.

am (nation)



av (father)



LETTER BANK

א ב ג ד ה ו ז ח ט י כ ל מ נ ס ע פ צ ק ר ש ת

שָׂרָה דָּגָה דָּג

צָב



Read the Tehillim words.

בָּרַק

שָׁשׂ

בָּקָר

◀ 5

וֹרַע

אֶתָּה

אֶנָּה

◀ 6

חִזָּה

חִחֵשׁ

בָּרָא

◀ 7

נָשָׂם

לָעָם

חֲכָם

◀ 8



הדר

הבה

דתן

◀ 1

בעם

נא

ההר

◀ 2

שק

אנא

אלה

◀ 3

העם

היה

בא

◀ 4



כנף

עין

זנב



פיר




נא



Read names of people.

הַמֶּן הַרְשֶׁעַ



1

עָם

חֶתָן

אָב

2

חָם

אָדָם

נָדָב

3

לָבָן

שָׂרָה

הָגָר


4

דָּתָן

גָּד

דָּן

5



Step 8

NOUNS

There are three types of nouns:

THING

דָּבָר



PLACE

מָקוֹם



PERSON

אָדָם



עֵנָן

חֶרֶן

נֶתָן

וֶן

יֶן



אָב

דָּגָן

מָרָה

אָח

The symbol for a noun is a black pyramid: ▲
This symbol represents one of the earliest building structures.



Step 9

VERBS

Verbs are action words.



VERB



NOUN

saw



נִסַּח



נִתָּן

The symbol for verbs is a red ball: ●

A ball is always doing something, like bouncing, rolling, moving, being thrown or being caught.



דָּגָן

רָץ



Use the Word Vault cards to sort nouns!



NOUN SORT



1
PLAYER

5
MINUTES

1. Take out the noun Word Vault Cards, indicated by a black triangle .
2. Read the words.
3. Sort the cards by person or thing.



Checkpoint!

גֵּד רֶאָה.

לִבּוֹ רֵץ.

הַמֶּן שֶׁתָּה.

אָדָם עֲנָה.

How many
phrases did you
read correctly?

FIRST TRY:

SECOND TRY:

THIRD TRY:

Checkpoint!

Are you ready to move on? When you can read 7 out of 8 noun-verb phrases, you can move on to the next section! Each phrase needs to be read in 6 seconds or less in order to move forward.

הָמָן בָּנָה.

אָדָם נָטַע.

נָדָב אָפָה.

דָּן עָלָה.

Let's Read!

Read a kamatz book!



לבן

BOOK #

3



Circle the nouns that can be white,
then read the Hebrew adjective phrases.
First read the noun and then read the adjective.

חלב



ענן



כנף



יו

לבן



מן

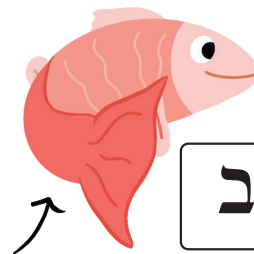
פר



עפר



הר



זנב

Use the kamatz Word Vault cards to build adjective phrases.

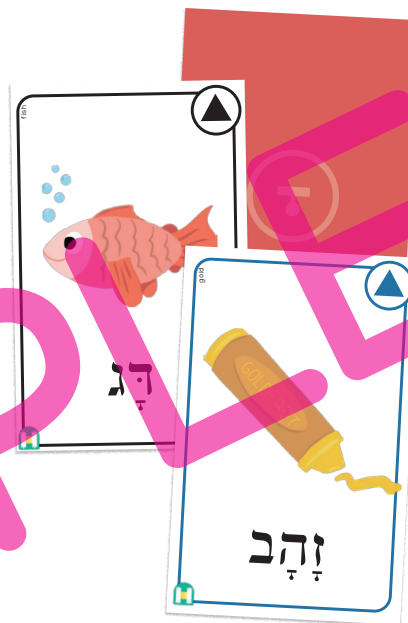
BUILD NOUN PHRASES



1
PLAYER

5
MINUTES

1. Take out the noun Word Vault Cards, indicated by a black triangle, and the adjective Word Vault Cards, indicated by a blue triangle.
2. Place the noun cards on the noun space and the adjective card on the adjective space.
3. Build noun phrases by combining a noun and adjective card.
4. Read the sentence and see if it makes sense.



ADJECTIVE

NOUN



Read the phrases to help Natan lead the cow to the grain.

אָסם יֵשֵׁן

START
HERE

נָתָן

פֶּר חֹזֶק

פֶּרָה

עֵנָן לָבֵן

אָח קָטָן

וּו חֵדֶשׁ

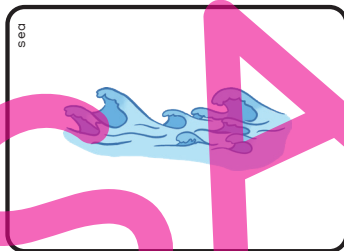

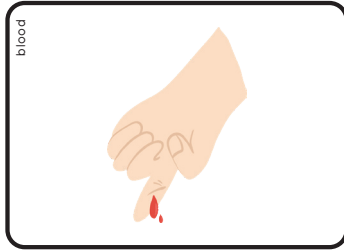
אָב חֹזֶק

דָּג זָהָב

נֶשֶׁפֶן לָבֵן

דָּגָן

Match the words from the Torah to the corresponding picture.



Let's Read!

Read a kamatz book!



הִיא

BOOK #

5





Read the noun-verb-noun sentences.

1. נתן ראה דגן.
Natan saw grain. 
2. נתן שתה חלב.
Natan drank milk. 
3. נתן עשה מרק.
Natan made soup. 
4. נתן קנה בשר.
Natan bought meat. 
5. נתן אפה דג.
Natan baked fish. 
6. נתן נטע בצל.
Natan planted an onion. 

Step 11

BUILDING SENTENCES

Some sentences have a noun-verb-noun format.

3



Noun

2



Verb

1



Noun


פָּתָה.



רָאָה



נָתַן



Use the kamatz cards to play this game!

SEQUENCING: דִּן רָצָה זָהָב						
SET 10	1 PLAYER	5-7 MINUTES	<ol style="list-style-type: none"> 1. Place the picture cards in chronological order based on the above book. 2. Check back to see if they are correct. 3. When they're all in order, match the sentence cards to the corresponding pictures. 4. Check the back to see if they are correct. 			
 						



Let's Read!

Read a kamatz book!



דֵּן רָצָה זֶהָב

BOOK #

6



Check off the actions that occurred in the above book.



- | | | |
|-------------------------------------|---------------------|-----|
| <input checked="" type="checkbox"/> | דֵּן מָצָא זֶהָב. | ◀ 1 |
| <input type="checkbox"/> | דֵּן רָצָה עָפּוֹר. | ◀ 2 |
| <input type="checkbox"/> | דֵּן שָׁם בָּצֵל. | ◀ 3 |
| <input type="checkbox"/> | דֵּן רָאָה דֵּג. | ◀ 4 |
| <input type="checkbox"/> | דֵּן נִשָּׂא חֵלֶב. | ◀ 5 |



kamatZ



© 2022 by HebrewScouts®

This guide is part of a full Hebrew reading curriculum. Check it out at hebrewscouts.com



לה"ו
THIS KAMATZ GUIDE
BELONGS TO: