

NikudQuest®

pataach

SAVOR



NIKUDQUEST

2

STUDENT GUIDEBOOK

# patach

## QUEST MAP



### Part 1

All About  
Patach  
page 5

### Part 2

Patach  
Syllables  
page 19

### Part 3

Patach  
Words  
page 47

### Part 4

Prefix: The  
page 71

### Part 5

Masculine  
and Feminine  
Words  
page 83

### Part 6

Short  
Stories  
page 93



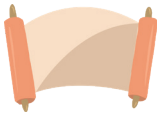
### Part 7



Preposition: In  
page 101









# What is — ?



— means  . — is like an   ,

like a shining  . When we say  , we


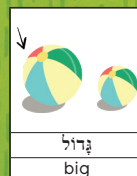

 our   to make a  sound.

Avraham starts with  . Avraham was always so kind


and gracious. He kept the 4  s of his

 all the time to welcome guests. Avraham 

sharing with his guests and teaching them about  .








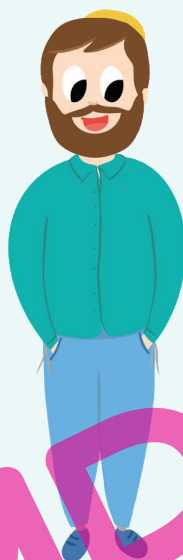
פֶּתַח  
patach




Sefer Tzakhot, Shaar Hatnuot.



Circle the patach in each word.









Read the patach syllables to help Chaya cross the forest.



















Listen to the word and fill in the missing syllable.

<p>וּם</p> <div style="border: 1px solid black; width: 60px; height: 60px; margin: 0 auto;"></div>  <p>tavos (peacock)</p>	<p>ער</p> <div style="border: 1px solid black; width: 60px; height: 60px; margin: 0 auto;"></div>  <p>shdar (gate)</p>
---	---

<p>חת</p> <div style="border: 1px solid black; width: 60px; height: 60px; margin: 0 auto;"></div>  <p>ochat (one)</p>	<p>על</p> <div style="border: 1px solid black; width: 60px; height: 60px; margin: 0 auto;"></div>  <p>na'at (shoe)</p>
--	---

<p>ד</p> <div style="border: 1px solid black; width: 60px; height: 60px; margin: 0 auto;"></div>  <p>kad (jug)</p>	<p>גן</p> <div style="border: 1px solid black; width: 60px; height: 60px; margin: 0 auto;"></div>  <p>ganan (gardener)</p>
--	--

<p>לחת</p> <div style="border: 1px solid black; width: 60px; height: 60px; margin: 0 auto;"></div>  <p>tzalachat (plate)</p>	<p>עשן</p> <div style="border: 1px solid black; width: 60px; height: 60px; margin: 0 auto;"></div>  <p>ra'ashan (noisemaker)</p>
---	---

<p>פל</p> <div style="border: 1px solid black; width: 60px; height: 60px; margin: 0 auto;"></div>  <p>mapal (waterfall)</p>	<p>בת</p> <div style="border: 1px solid black; width: 60px; height: 60px; margin: 0 auto;"></div>  <p>Shabbat</p>
--	--




Step 3

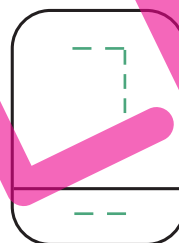
# WRITING SYLLABLES

Listen to the word and fill in the missing syllable.

ya'ar (forest)



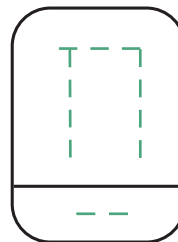
יער



Chaya



יהי



## LETTER BANK

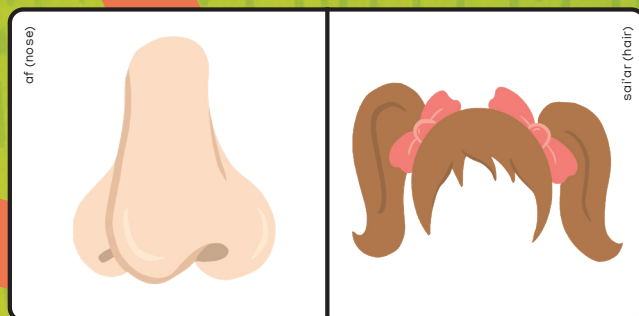


ו י א ב ג ד ה ז ט י כ ל מ נ ס ע פ צ ק ר ש ת

## NIKUDAH BANK


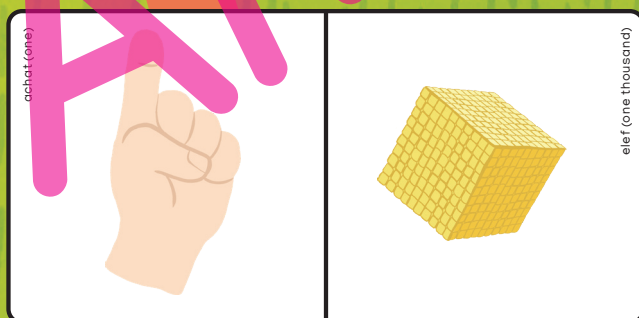

---



Listen to the word pairs and then circle the pictures that start with a patach sound, to help Chaya make it home in time for Shabbat.



שַׁבָּת



START  
HERE ▶

תִּיָּה





Read the kamatz and patach words.

		3	2	1	START HERE
kamatz		קָמֵץ	מֵץ	קָ	1
peacock		טוֹם	וֹם	טוֹ	2
waterfall		מַפֵּל	פֵּל	מַ	3
sat		יֹשֵׁב	שֵׁב	יֹ	4
opened		פִּתְּחָה	תְּחָה	פִּ	5
patach		פִּתְחָה	תְּחָה	פִּ	6



# KAMATZ AND PATACH WORDS

A dagesh, a dot in the middle of a letter, instructs us how to pronounce a word. The letter following a patach will usually get a dagesh to tell us to emphasize that syllable.

(The letters א, ה, ה, ע, ר do not get a dagesh.)



START  
HERE

3

Read the  
word

2

Read the  
second  
syllable

1

Read the  
first  
syllable

challah



חֲלָה

לָהּ

חֲ

Shabbat



שַׁבָּת

בַּת

שַׁ

matzoh



מַצָּה

צָה

מַ





Read adjective phrases.

cold milk קר חלב

1

gold spoon זהב כסף

2

new shoe חדשה נעל

3

gold jug זהב כד

4

strong gate חזק שער

5

new Haggadah חדשה הגדה

6

Use the patach cards to play this review game!



## FOUR-PIECE PUZZLES

SET  
**5**


**1**  
PLAYER

**5-8**  
MINUTES

1. Match the four parts of each card.
2. Read the word.



Read adjectives.




◀ 1



◀ 2

מחוק חזק



סל חזק



כד קטן





What did Chaya see  
in the forest?



מָה רָאָתָה חַיָּה בַּיַּעַר?

הַשָּׁפָן

הַשֵּׁעַר

הַנָּחָשׁ

הַנָּהָר

.

חַיָּה רָאָתָה

.

חַיָּה רָאָתָה



•

חִיָּה רְאֵתָהּ

•

חִיָּה רְאֵתָהּ



Read sentences with masculine and feminine verbs and match them to the correct image below.

Chaya saw a bride.

חַיָּה רָאָתָה פִּלָּה.

The bride saw a ring.


פִּלָּה רָאָתָה טַבֵּעַת.

Natan saw a groom.

נָתַן רָאָה חֲתָן.

The groom saw a plate.

חֲתָן רָאָה צִלְחָת.





# MASCULINE AND FEMININE VERBS

In Hebrew, there is a different verb form for masculine and feminine. Action words change depending if a female or male is doing the action.



FEMININE

נִקְבָּה



MASCULINE

זָכָר



Chaya came.

חַיָּה  
בָּאָה.



Natan came.

נָתָן  
בָּא.




Chaya ran.

חַיָּה  
רָצָה.



Natan ran.

נָתָן  
רָץ.



Chaya fished.

חַיָּה  
דָּגְתָה.



Natan fished.

נָתָן  
דָּג.

Note how the feminine verbs end with a kamatz and a hey.

## Checkpoint!

חֵיהַ שְׂמָה.



נֶדַר זֶז.



שָׂרָה זָרָה.



דֵּן בַּחֵר.



הַדָּפָסָה בַּחֵרָה.



How many  
phrases did you  
read correctly?

FIRST TRY:

SECOND TRY:

THIRD TRY:

## Checkpoint!

Are you ready to move on? When you can read 9 out of 10 feminine and masculine phrases, you can move on to the next section! Each phrase needs to be read in 9 seconds or less in order to move forward.

אָדָם גֵּר.



הַגֵּר גֵּרָה.



נָדָב פָּחַד.



חֲנָה פָּחַדָּה.



אָבָא שָׁם.



Read a short story.



## הַמִּתְּנָה

2



נָתַן לָקַח מִתְּנָה.

1



שִׁחַר נָתַן מִתְּנָה.

4



שִׁחַר שָׂמַח.

3



נָתַן פָּתַח מִתְּנָה.

6



נָתַן שָׁתָה חֵלֶב קָר.

5



שִׁחַר אָכַל בִּנְנָה.



Read a short story.

# נָתַן עֲשָׂה

נָתַן הָיָה קִדָּר.

נָתַן עֲשָׂה כֶּד.

נָתַן עֲשָׂה מִנָּשׁ.

נָתַן עֲשָׂה צִלְחָת.

נָתַן עֲשָׂה כֶּף.

נָתַן



קִדָּר

מִנָּשׁ

כֶּד

כֶּף


צִלְחָת





# What is the prefix ב?

ב is a .

A  holds things inside.




We serve  in the .

We  in a .

We  in a .

ב means in.

							
בית bet	בית house	ה' Hashem	בית המקדש Bet Hamikdash	לומדים learn	בית ספר school	מתפללים daven	בית הכנסת shul



Use the patach Word Vault cards to build 'in' phrases.

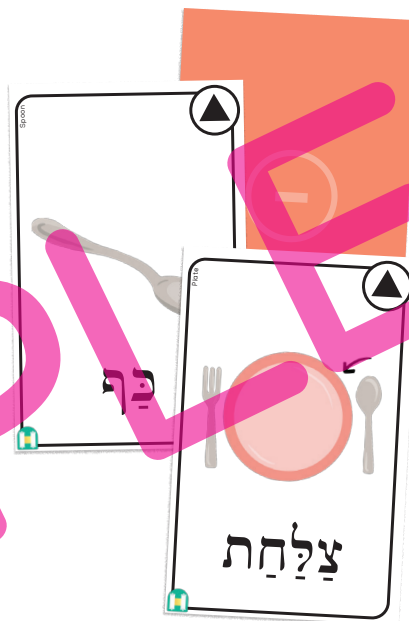
## BUILD 'IN' PHRASES



**1**  
PLAYER

**5**  
MINUTES

1. Take out the noun Word Vault Cards, indicated by a black triangle.
2. Build noun phrases by combining two nouns with the preposition 'in'.
3. Read the sentence and see if it makes sense.



ב  
in



Read phrases with the word 'in the' and match them to the correct image below.



milk in the jug

חֵלֶב בַּכּוֹד

a cow in the barn

פָּרָה בַּאֶסֶם

a turtle in the forest

צָב בַּיַּעַר

challah in the basket

חֲלָה בַסֵּל

a spoon in the soup

כּוֹף בַּמָּרֶק

fish in the river

דָּג בַּיָּם







Read a short story.

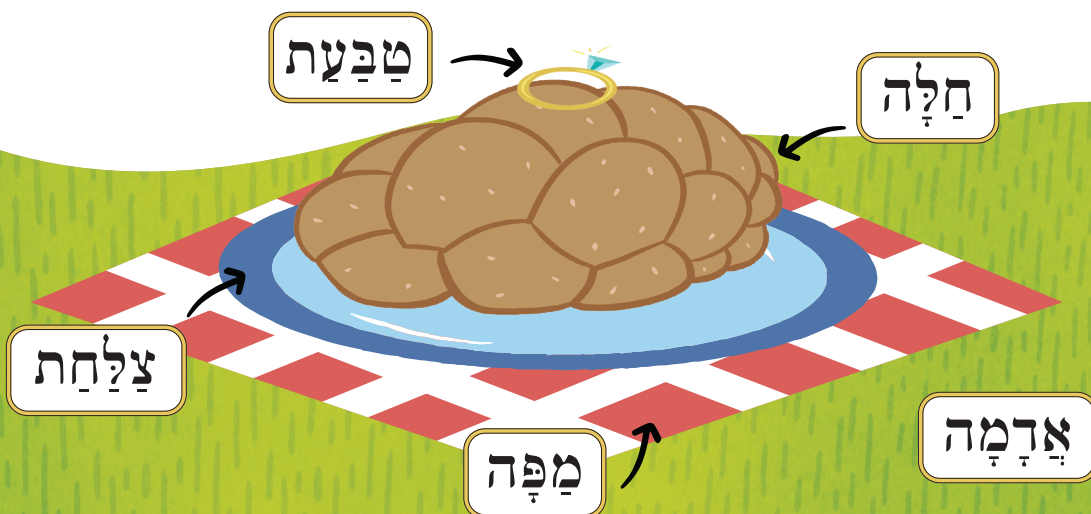
עַל

מִפֶּה עַל הָאֲדָמָה.

צִלְחַת עַל הַמִּכָּה.

חֶלֶה עַל הַצִּלְחַת.

טֶבַעַת עַל הַחֶלֶה.





## PREPOSITION: ON

The word 'on' is a preposition. It tells where something is in relationship to another thing.

3

▲ Noun

הַסֹּפָה



the couch

2

Preposition



on

1

▲ Noun

הַמַּתָּנָה



the gift



נָתַן

לָקַח




# Checkpoint!

Are you ready to move on? When you can read 7 out of 8 sentences and match them to the correct pictures, you can move on to the next section! Each word needs to be read in 4 seconds or less in order to move forward.




הַחֶלֶה עַל הַמֶּכֶה.



הָאֵגֶם נָפֵל.



כֹּד לָבֵן.




חֵלֶה חֶמֶה.

How many  
phrases did you  
read and match  
correctly?

FIRST TRY:

SECOND TRY:

THIRD TRY:



הַפֶּזֶן עַל הַיָּד.



חִיָּה בִּיעֵר.



הַדָּג בַּיָּם.



הַגֶּזֶן בַּגֶּזֶן.



# patach



© 2022 by HebrewScouts®

This guide is part of a full Hebrew reading curriculum. Check it out at [hebrewscouts.com](http://hebrewscouts.com)



לה"ו  
THIS PATACH GUIDE  
BELONGS TO: