



sh'va

SAMPLE



NIKUDQUEST

5

STUDENT GUIDEBOOK

sh'va

QUEST MAP



Part 1

All About
Sh'va
page 5

Part 2

Sh'va
Syllables
page 17

Part 3

Sh'va
Words
page 27

Part 4

Pronouns
page 61

Part 5

Sh'va
With A
Dagesh
page 73

Part 6

Sh'va
Nach
page 99

לה"ו

THIS SH'VA GUIDE BELONGS TO:

NOTE ABOUT THE GRAY NIKUDOT:

Occasionally, texts include words with vowels that are beyond what the children have learned. We present these vowels in gray text to communicate that the children may need support to decode these words.



hebrewscouts.com

All rights reserved. No part of the publication may be reproduced, stored in a retrieval system, or transmitted in any form or by any means, electronic, mechanical, photocopying, recording, or otherwise without the written permission of the publisher. For information regarding permission, write to:
Hebrew Scouts LLC, 1710 Pacific Street, Brooklyn, NY 11213

Written by Nechamy Segal
Art and Layout by Esty Raskin, Rosie Goodman, and Mussi Sharfstein



First Printing 2023. Designed in the USA.

Copyright © 2023 by Hebrew Scouts. All rights reserved.
ISBN: 978-1-957692-85-2

Published by
 Hebrew Scouts®



Listen to the word pairs and then circle the pictures that start with a sh'va, to help Ze'ev reach the well.



בַּאֵר

Use the sh'va cards to play this game!

SYLLABLE-WORD MATCH



SET

1

1

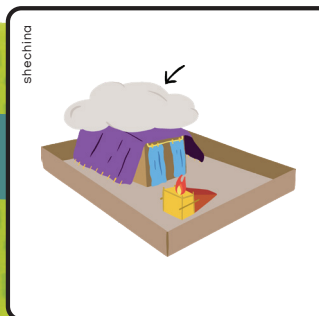
PLAYER

2-4


MINUTES

1. Divide the cards by images and first syllables.
2. Match the first syllable to its corresponding full word and image.
3. Check back to see if you matched them correctly.






shechina




shoresh (root)



sukkah




sechach



tzaddik



tzedakah



balloon



be'er (well)

START
HERE





Listen to the word and fill in the missing nikudot.

For Sefardic or Modern Hebrew pronunciation, kamatz and patach, and tzeireh and segol may be interchanged.



שְׁלוּ



s'lay (quail)

גִּמְרָא



Genmara

תִּיאָנָה



ti'anah (fig)

לְבָנָה



levanah (moon)

דִּבְשׁ



devash (honey)

קִעְרָה



ka'arah (seeder plate)

מִעְרָה



me'arah (cave)

נִשְׁמָה



neshamah (soul)

נִיר



niyar (paper)

צִדְקָה



tzedakah

Step 2

WRITING NIKUDOT

Listen to the word and fill in the missing nikudot.

Ze'ev



זֵֿעֵֿב

Shema



שִֿׁמָּֿעַֿ

NIKUDAH BANK

וּֿ

וּֿוֿוֿ

וּֿוֿ

-־־



Read two-syllable sh'va nouns.

		3	2	1	START HERE
honey		דְּבִישׁ	בֵּישׁ	דְּ	◀1
wolf		זֶאֱב	אֵב	זֶ	◀2
paper		נִיר	יֵר	נֶ	◀3
sechach		סֶכַךְ	כֶּךְ	סֶ	◀4
Shema		שְׁמַע	שֶׁמַע		◀5
quail		שָׁלוּ	שֶׁלוּ		◀6
autumn		סֶתוּ	תֶּו	סֶ	◀7

Step 4

NOUNS

Read the sh'va syllable, then read the word.
A sh'va can be said faster than a regular syllable.

START
HERE

3

Read the
word

2

Read the
second
syllable

1

Read the
sh'va
syllable

well



בַּיִת

בַּיִת

village



כֶּפֶר

כֶּפֶר

A pronounced sh'va doesn't occur in the letters
ע, א, ה, and ח.
It is too hard to say the sh'va sound with these letters.



א

ב

ג





Read triple-syllable words from Tehillim and see how when Moshiach comes, lambs and wolves will live together peacefully.



רַעְדָּה

לֹאֲסֹף

שְׁנַתָּם

רוּיָה

עֲבָאִם

בְּעֶשֶׂן

סְעָרָה

בְּמִשְׁלַ

גְּאֻלָּם

זֵאֵב

וְהִדָּר

כֶּבֶשׂ





לְבָנָה



רַחֲבָה

מַאֲסָם



לְדָבָר

בִּידָם

START HERE

בִּרְעָה

Torah Source

וְגֵר זֶאֵב עִם-כֶּבֶשׂ וְנֹמֵר עִם-גִּדִּי
יִרְבֹּץ וְעֵגֹל וּכְפִיר וּמִרְיָא יִחְדּוּ
וְנֹעַר קִטָּן נְהַג בָּם:

–יִשְׁעִיָּהוּ י"א,

And a wolf shall live with a lamb,
and a leopard shall lie with a kid;
and a calf and a lion cub and a
fatling [shall lie] together, and a
small child shall lead them.

–Yeshayahu 11:6

נִקְמָה

וְחֶסֶה



Read masculine and feminine adjective phrases.

- | | | |
|---|---|------------|
| <p>small ant</p>  <p>נִמְלָה קָטָנָה</p> | <p>white wolf</p>  <p>זֵאֵב לָבָן</p> | <p>◀ 1</p> |
| <p>small fig</p>  <p>תַּאֲנָה קָטָנָה</p> | <p>white paper</p>  <p>נִיר לָבָן</p> | <p>◀ 2</p> |
| <p>heavy Gemara</p>  <p>גְּמָרָא כְּבִידָה</p> | <p>small village</p>  <p>כִּפּוּר קָטָן</p> | <p>◀ 3</p> |
| <p>empty cave</p>  <p>מְעָרָה רִיקָה</p> | <p>beautiful quail</p>  <p>שָׁלוּ יָפָה</p> | <p>◀ 4</p> |
| <p>white moon</p>  <p>לְבָנָה לְבָנָה</p> | <p>thirsty wolf</p>  <p>זֵאֵב צָמָא</p> | <p>◀ 5</p> |

זֵאֵב לָבָן



נִיר לָבָן



לְבָנָה לְבָנָה



FEMININE / MASCULINE ADJECTIVES

In order to describe a noun, we need to know if it's masculine or feminine so we can use the corresponding adjective with it.
Many feminine adjectives end with a kamatz and a hey.




FEMININE
נִקְבָּה




MASCULINE
זָכָר

small

קְטַנָּה



קָטָן

strong

חֲזָקָה



חָזָק

empty

רִיקָה



רִיק

dry

יְבֵשָׁה



יָבֵשׁ

white

לְבָנָה



לָבָן

Use the sh'va Word Vault cards to review adjectives.


FEMININE PHRASES



1
PLAYER

5
MINUTES

1. Take out the infinitive verb Word Vault Cards, indicated by a red circle and the lamed prefix.
2. Take out noun cards, indicated by the black triangle.
3. Build phrases by combining a noun and a verb.
4. Read the phrases and see if they make sense.
5. Mix in other nikudah cards for greater challenge.



INFINITIVE
VERB

רצה /

רצתה

ל-

wanted
to

▲ NOUN

Match the infinitive phrase to its corresponding past tense phrase.



נִשְׁחַר לָקַח.

נָתַן רָצָה לָלֶכֶת.

זָאב יָדַע.

נִשְׁחַר רָצָה לָקַחַת.

אָנִשָּׁר יָצָא.

זָאב רָצָה לָדַעַת.

נָתַן הָלַךְ.

נָתַן רָצָה לָהֵיט.


נָתַן נָתַן.

אָנִשָּׁר רָצָה לָצֵאת.







What is the suffix ך?

ך is like a . When it's added to the end of a word,

it means . It's used when we're talking directly to

someone, like when we come before a  and speak to

him directly, face to face, and he speaks to us.

When we , we speak directly to  so there's

a lot of words that have a ך at their end.

				
כף סופית final chof	מלך king	אתה you	מתפללים daven	ה' Hashem





Read a short story.


<p>אָבאָ טַחֵן² לֶךְ יֶרֶק מֵרִי³.</p>	<p>סָבֵא עָשָׂה לֶךְ חֲרוּסֶת מֵאַגָּם וְשָׁקָה.</p>
<p>חֵיָה שָׁמָּה לֶךְ בִּיצָה עַל הַקְּעָרָה.</p>	<p>שִׁחַר אָסַף בָּצָל וְחֶסֶה.</p>

1: roasted 2: ground 3: bitter vegetable

פֶּסַח בָּא!



אָמַר זֶאב
לְמַלְךְ:



זֶאב רָאָה
אֶת הַמֶּלֶךְ.



אֲשֶׁר צָלָה¹
לֶךְ עֶצֶם.



"נָתַן עָשָׂה
לֶךְ קַעֲרָה.

Let's Read!

Read a sh'va book!



נֵעַל לְרֵגֶל

BOOK #

26



Use the sh'va cards to play this game!

IMAGE MATCH

SET

7

1

PLAYER

5-7

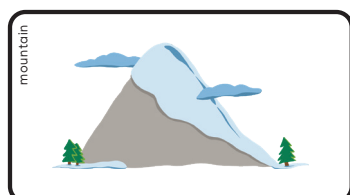


MINUTES



1. Lay out the shoe-type cards, with the white text box, in one column.
2. Lay out the activity cards, with the teal text box, in a second column.
3. Choose a shoe-type card and read it.
4. Match the shoe to the activity its used for.
5. Check the back of the card to see if the numbers match up. If they do, then the match is correct.
6. Play until all the cards are matched up.



Match the word to its corresponding image.



נֶעֱלָ

עֵשֶׁלָג

רֶגֶל

גֶּשֶׁם

הַר

בֵּית כְּנֶסֶת

בֵּית סֵפֶר



Read names with a sh'va nach.

- The sh'vas here are all resting because they are in middle of a word and they don't follow a 'big' nikudah. Patach and segol are 'small' nikudot.

אֲבִירָהּ

בִּתְּיָהּ

אֲרִיָּהּ



טִלְיָהּ

אֲבִיר

הִלְיָהּ

אֲבִיתָר

אֲלֵעָזָר

אֲלַחְנָן



עֲזָרָא

אֲסָתָר

חֲדָוָה



MIDDLE SH'VA – NOUNS

A sh'va in the middle of word usually rests, unless it follows one of the five pronounced sh'va rules. This means that the sh'va becomes part of the previous syllable.

START
HERE

3

Read the
whole word

2

Read the
rest of the
word

1

Read the
syllable, don't
pronounce the
sh'va

queen



מֶלֶכָּה

כָּה

מֶלֶךְ

grandmother



סִבָּתָא

תָּא

סִבָּ

girl



יִלְדָּה

דָּה

יִלְדָּ

מֶלֶכָּה

מֶלֶכָּה






Check off the sentence that corresponds to the image above it.



אָבאָ חוֹר מִבֵּית הַסֵּפֶר.




סָבֵא חוֹר מִבֵּית הַכְּנֶסֶת.




סָבֵא עֹשֶׂה הַבְּדֻלָּה.



סָבֵא עֹשֶׂה סֵדֶר פֶּסַח.



צִמָּח שֵׁם רָגַל לַיֵּד הַנְּשָׁלָג.



נָתַן שֵׁם יָד לַיֵּד גֵּר הַהַבְּדֻלָּה.






הַבְּדִלָּה

לֵילָאָה יֵישׁ עֲנָף שֶׁל הָרֵם.



לֵילָאָה יֵישׁ מַחֵק.




לְחֵיהַ יֵישׁ גֵּר.



לְחֵיהַ יֵישׁ שָׁמֶן.



לְסִבְתָּא יֵישׁ גֵּר שֶׁל שַׁבָּת.



לְסִבְתָּא יֵישׁ סֵט הַבְּדִלָּה מִכֶּסֶף.





sh'va



© 2023 by HebrewScouts®

This guide is part of a full Hebrew reading curriculum. Check it out at hebrewscouts.com



לה"ו
THIS SH'VA GUIDE
BELONGS TO: